

SİPARİŞ KODU ORDER CODE	F	AÇIKLAMA / DESCRIPTION	LxWxH	Ad Pcs
			kg	Ad Pcs
102-01-75	301, 302, 303 305, 306, 309	Linco 24 (16mm)  Gövde + New Plus Msfix Kafa + Kapak Cam + New Plus Msfix eccentric + cap	40 x 30 x 21	1.000
			7,600 kg	1.000
102-01-76	301, 302, 303 305, 306, 309	Linco24 (16mm)  Gövde + Plastik Msfix Kafa Cam + Plastic Msfix eccentric	40 x 30 x 21	1.000
			5,200 kg	1.000




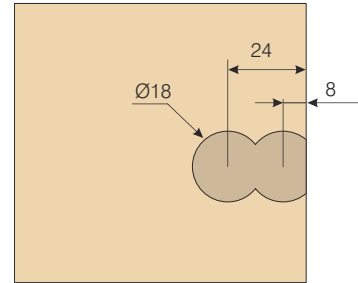
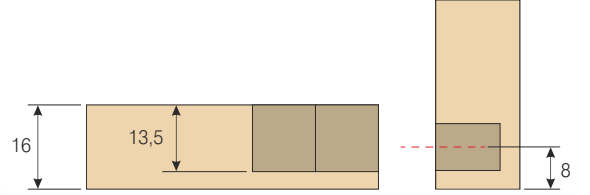
102-01-75  
(16mm)

Gövde + New Plus Msfix Kafa + Kapak  
Cam + New Plus Msfix eccentric + cap



102-01-76  
(16mm)

Gövde + Plastik Msfix Kafa  
Cam + Plastic Msfix eccentric



102-01-75



102-01-76



102-02-02



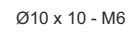
102-02-05



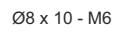
102-02-30



102-02-31



102-05-06



102-04-09